

FIT 4 Application Summary Application Review (Stages 1-3) Complete

IESO

May 6, 2016

FIT 4: Application Summary

Application Review (Stages 1-3) Complete

Renewable Fuel	Reviewed Applications	Rejected Applications	Applications into TAT/DAT (Stage 4)	Reviewed MW	Rejected MW	MW into TAT/DAT(Stage 4)
Solar (PV) (Rooftop)	967	203	764	192.83	44.34	148.49
Solar (PV) (Non-Rooftop)	614	226	388	266.64	92.75	173.89
Waterpower	40	23	17	12.87	7.65	5.22
Wind (On-Shore)	18	10	8	8.54	4.54	4.00
Biogas	4	3	1	1.50	1.00	0.50
Biogas (On-Farm) ¹	44	27	17	9.33	5.70	3.63
Renewable Biomass	15	14	1	4.70	4.45	0.25
Landfill Gas	0	0	0	0.00	0.00	0.00
Totals	1702	506	1196	496.40	160.42	335.98

Procurement Target²: 241.438 MW

¹ Two applications previously reported as being Biogas (On-Farm) were moved to the Biogas category as they are larger than 250 kW.

² The procurement target includes the 150 MW initial 2015 FIT procurement target, the 50 MW rollover from the 2014 FIT procurement target, and a 41.438 MW rollover from the remaining unallocated 2014 microFIT procurement target.

FIT 4: Participation and Site Host Application Summary

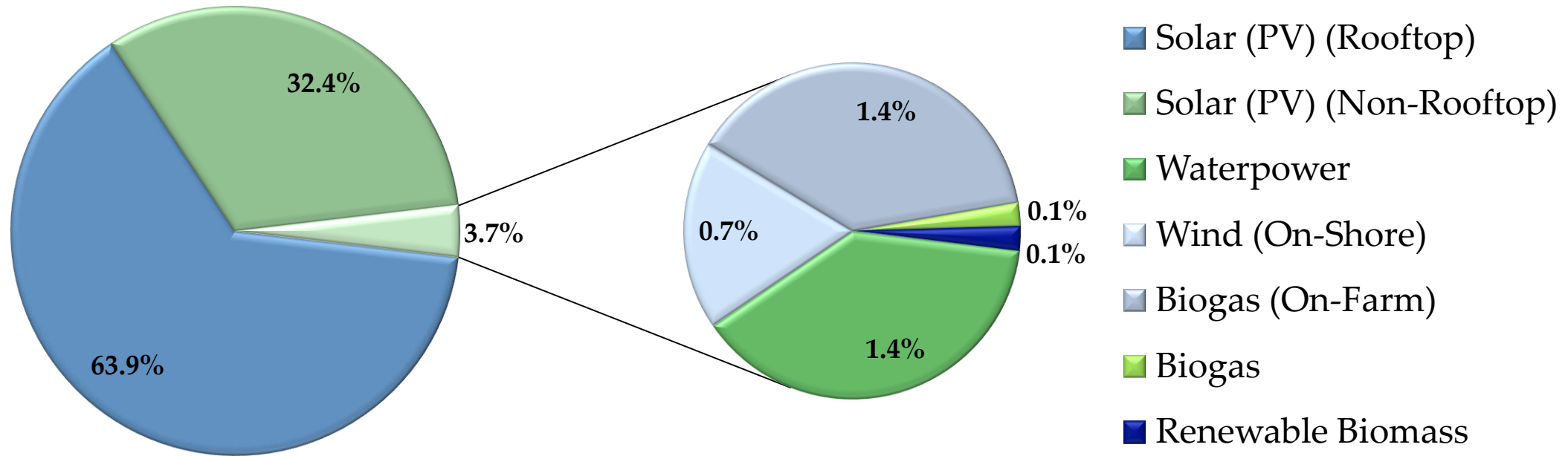
Participation Applications³	Total Applications	% of Total Applications	Total MW	Procurement Target (MW)⁴
Aboriginal Participation	126	10.5%	53.10	---
First Nation CCSA Eligible	98	8.2%	39.96	35.77
Métis CCSA Eligible	28	2.3%	13.14	17.88
Community Participation	260	21.7%	91.98	---
Community CCSA Eligible	259	21.7%	91.73	53.65
Municipal and Public Sector Entity Participation	453	37.9%	80.44	---
Municipal and Public Sector Entity CCSA Eligible	451	37.7%	80.04	53.65
Municipal Site Host⁵	142	11.9%	32.90	---
Municipal Site Host w/o Participation Group	18	1.5%	7.13	---
Public Sector Entity Site Host	240	20.1%	27.99	---
Public Sector Entity Site Host w/o Participation Group	32	2.7%	6.78	---
Aboriginal Site Host	7	0.6%	1.60	---
Aboriginal Site Host w/o Participation Group	0	0.0%	0.00	---
Total Participation Applications	839	70.2%	225.52	---

³ The following tables and graphs are based on 'Net Applications' and 'Net MW'.

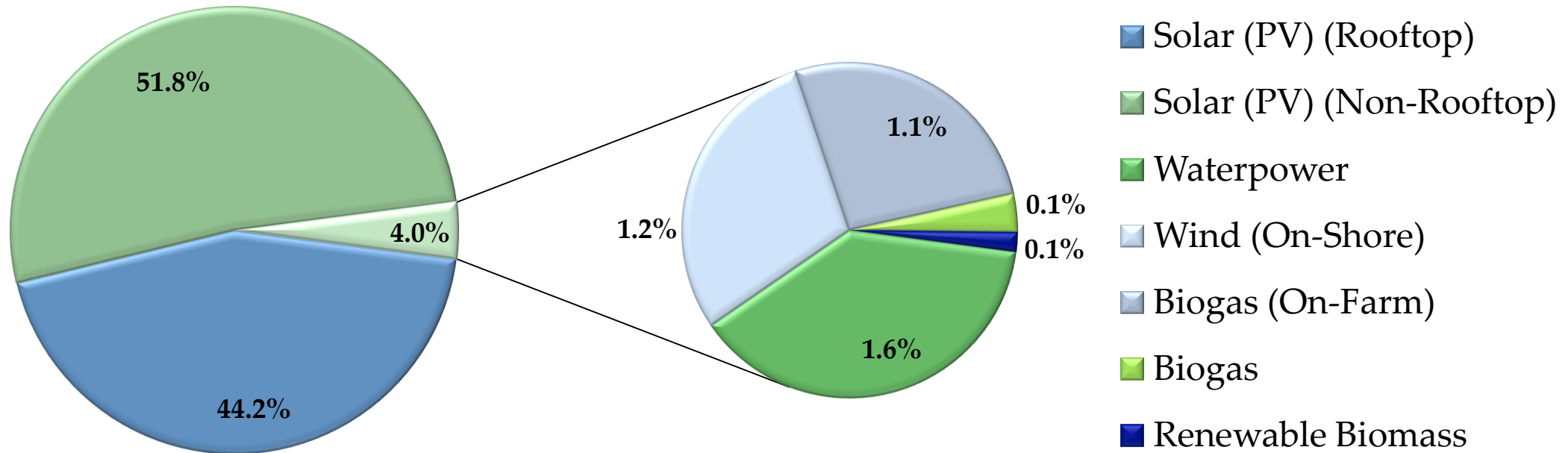
⁴ The allocation of CCSAs is two thirds of the total annual FIT procurement target. This is further divided into one-third portions for each of the applicant types (Aboriginal communities, communities, municipalities and public sector entities). With respect to the one-third portion available to Aboriginal communities, two thirds is apportioned to those with First Nations participation and one-third is apportioned to those with Métis participation.

⁵ Having Municipal Site Host, Public Sector Entity Site Host or Aboriginal Site Host is not mutually exclusive from Participation Level.

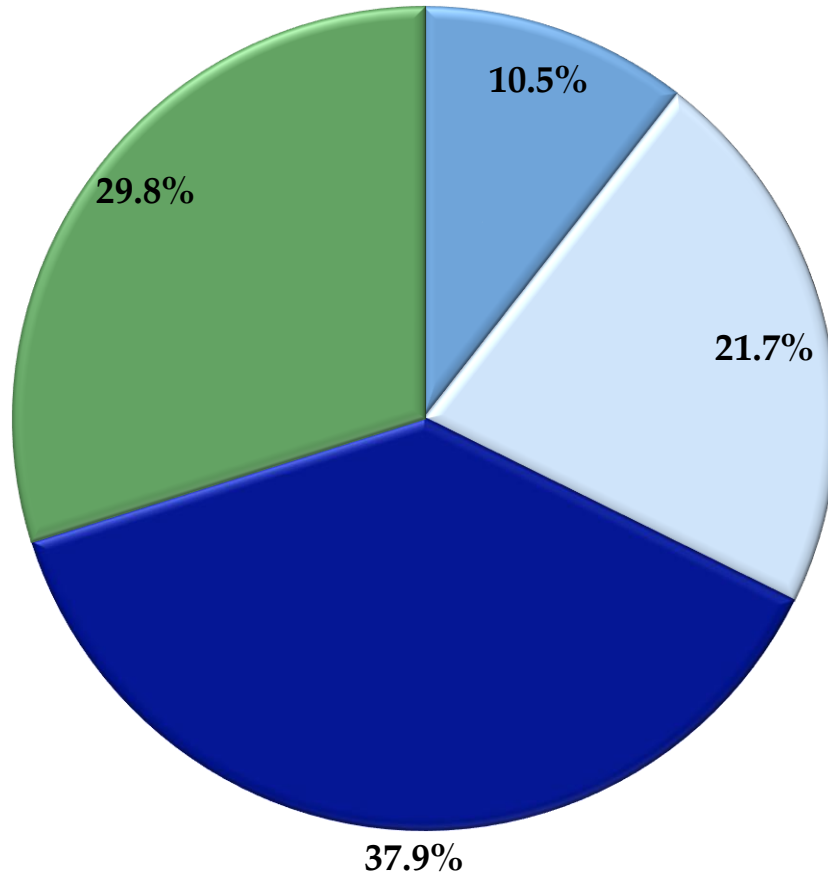
FIT 4: Complete and Eligible Applications by Technology (Count)



FIT 4: Complete and Eligible Applications by Technology (MW)

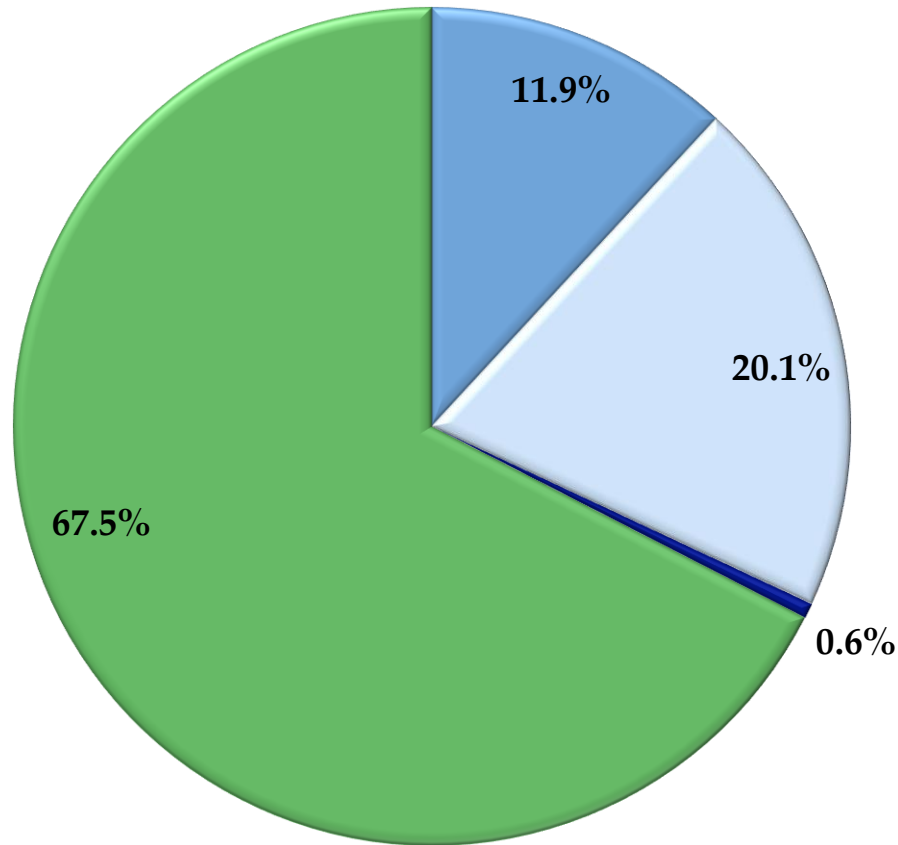


FIT 4: Complete and Eligible Participation Applications



- Aboriginal Participation
- Community Participation
- Municipal or Public Sector Entity Participation
- Non-Participation Applications

FIT 4: Complete and Eligible Applications with Site Host



- Municipal Site Host
- Public Sector Entity Site Host
- Aboriginal Site Host
- No Site Host