

Introduction

This edition of **Quick Takes** provides instructions for viewing, downloading and printing IESO reports formatted in XML.

Background

We are formatting all new and redesigned IESO automated reports using XML. XML offers advantages over HTML:

- Allows enhancements to the display format without altering the contents of the file
- Removes the possibility of data inconsistencies between HTML and CSV files

We are providing information and procedures for your IT departments so that you can download the new reports into your databases. This information is available on our [Technical Interfaces](#) web page.

You may wish to simply view the reports. This **Quick Take** explains the procedure for viewing and printing XML reports using your web browser.

Using Your Web Browser to Access XML Reports

Once you have located the report you wish to view, click on the report title. The report will appear in a new window in your web browser.

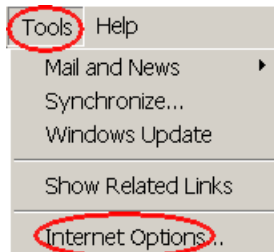
Can I use any browser to view the reports?

We support Internet Explorer (IE) 6.0 SP2 or higher for viewing the XML reports. (IE 6.0 SP1 may work, but we do not certify IE 6.0 SP1 or lower for XML reports.)

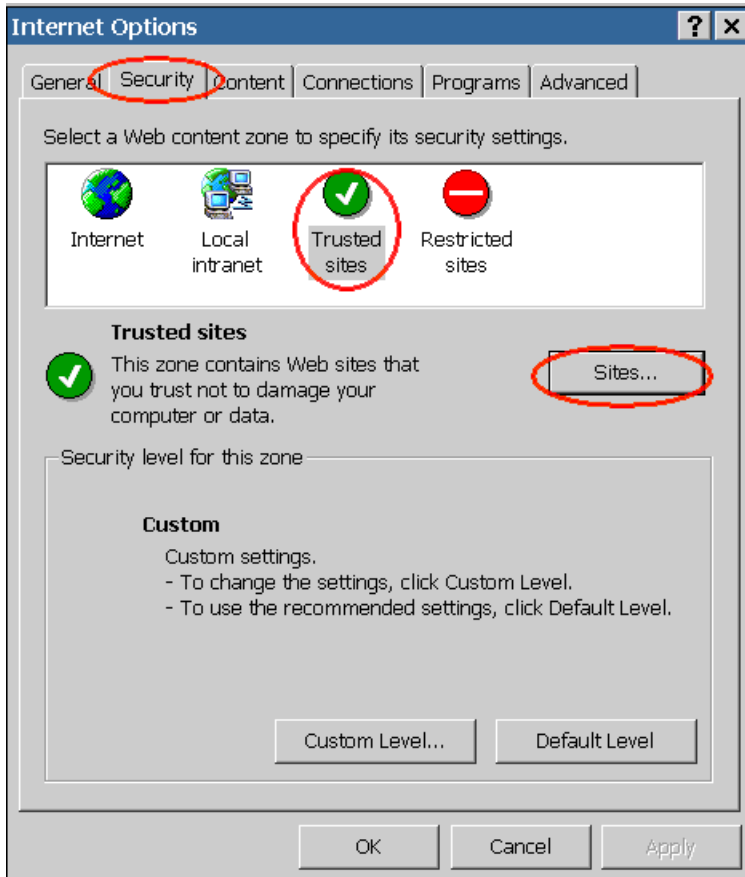
Do I need any special settings on my browser?

Yes. You have to add the IESO web site to the **Trusted Sites** in the IE **Security** settings.

Step 1: Select **Internet Options** on the **Tools** menu:

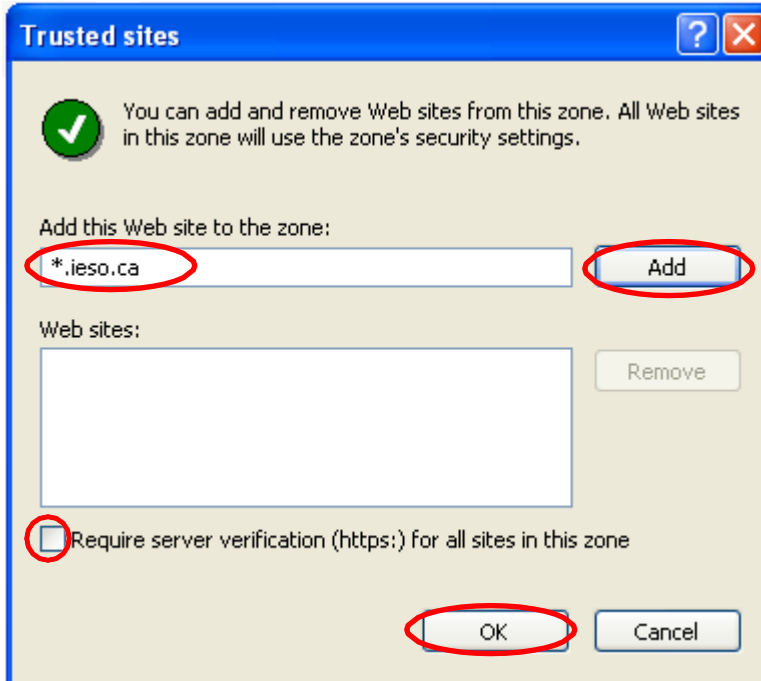


Step 2: Select the **Security** tab and the **Trusted sites** option, then click the **Sites** button:

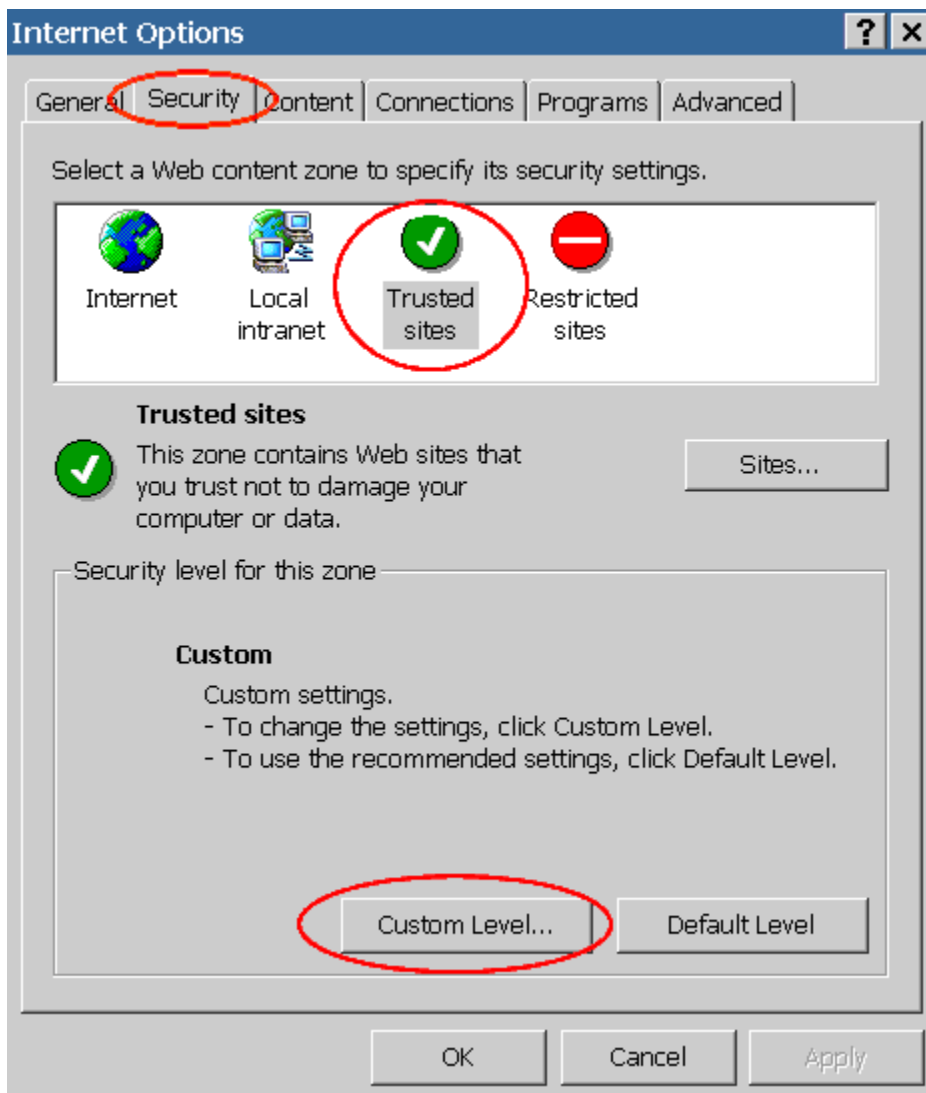


Step 3: In the **Trusted sites** dialog box, type ***.ieso.ca** in the **Add this Web site to the zone** field. Ensure that **Require server verification (https:) for all sites in this zone** is clicked off, i.e., ensure there is no **x** in the box.

Click **Add**, then **OK**.



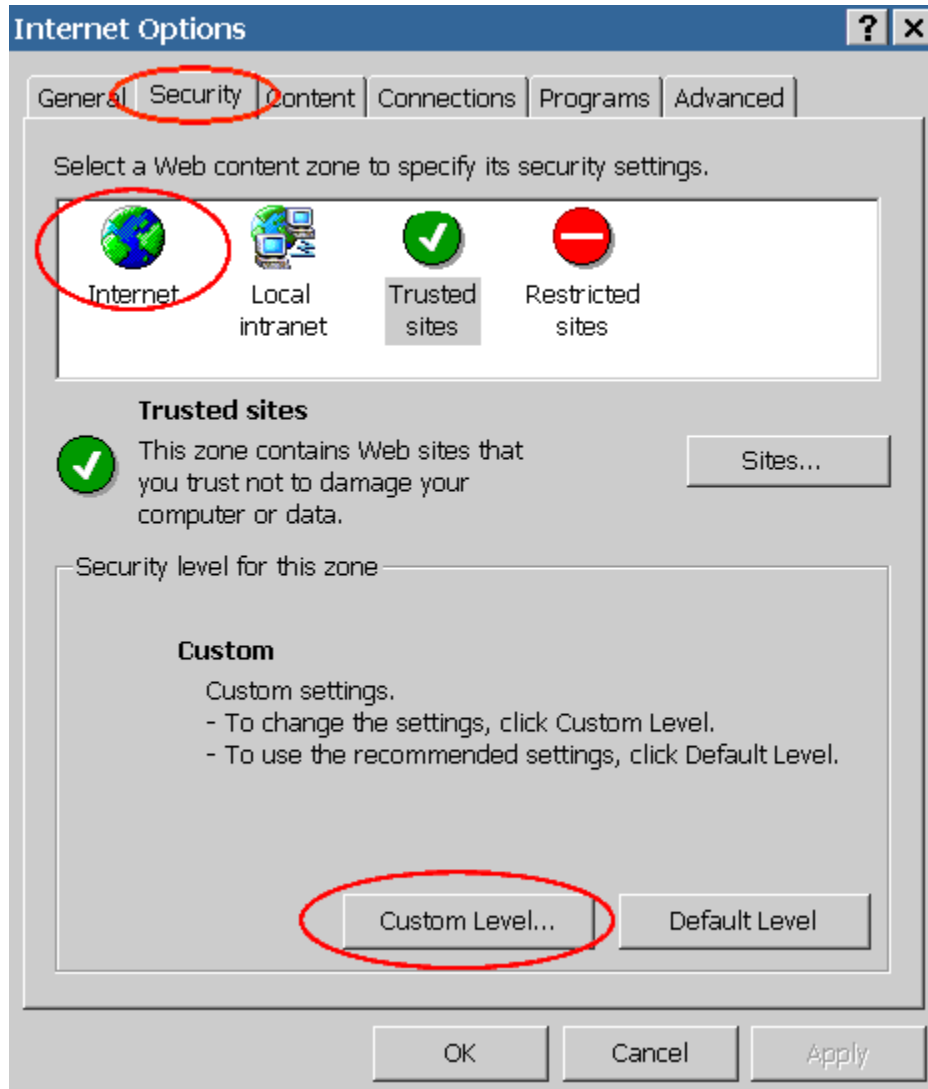
Step 4: While you still have the **Trusted Sites** icon selected on the **Security** tab, select **Custom Level**.



Under **Miscellaneous, Access data sources across domains**, ensure your browser is set to **Enable**. Click **OK**.

Additional Browser Security

Under the **Internet** setting on the **Security** tab, you may wish to select **Custom Level**, then set the **Miscellaneous, Access data sources across domains** to **Disable**. (Ensure you are not on the **Trusted sites** setting when you click **Disable**; the setting on **Trusted sites** must remain at **Enable** or you will not be able to access the XML reports.)

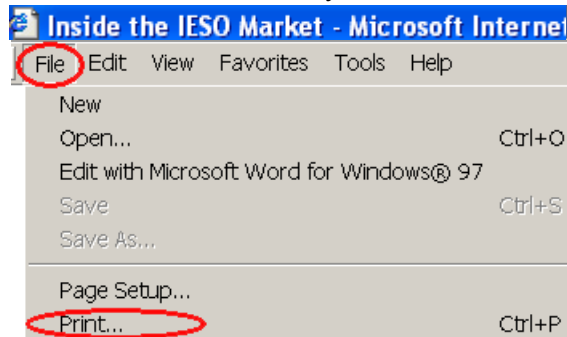


Do I have to be connected to the Internet to view XML reports?

Yes. To view the reports in a readable format, we include 'style sheets' that originate from the IESO web server. (The style sheets tell the browser how to display the information in the file you are viewing.) Your browser has a default style sheet, but it does not present XML files well. This means that you must be connected to the IESO web site to view the reports.

How do I print the report?

Use the **Print** feature on your browser, under the **File** menu:



Can I download the report from the browser into an Excel spreadsheet?

Excel 2002 and higher support XML. Earlier versions do not recognize XML. (Please see *Viewing Documents in Excel* on our [Technical Interfaces](#) web page for technical details.)

What if I don't understand something in the report?

Every XML report has a **HELP** option that provides explanations of terms and categories in the report. In addition, some of the terms have pop-up explanations if you hover the mouse over the term.

Can I still retrieve reports in HTML and CSV format?

New reports will be available only in XML format. Existing reports will continue to be available in CSV and HTML format for a period of time. Please see the [Report Listing](#) on our Pending Changes web page and the *Report Site Transition Map* on our [Technical Interfaces](#) web page for updates.

Summary

In December 2003, we began issuing redesigned reports, using XML formatting. We design our new reports based on participant and IESO requirements.

You can view XML files using your web browser while you are connected to our web site. The redesigned reports are easier to read and understand, and also provide explanations of terms used in the reports.

Additional Information

For information on our Reports site, see [QT15: Retrieving Reports via IESO Reports Site](#).

For additional information, please contact us at:

Toll Free: 1-888-448-7777

Tel: (905) 403-6900

Fax: (905) 403-6921

Email: customer.relations@ieso.ca